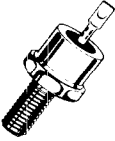
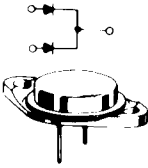
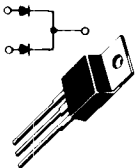

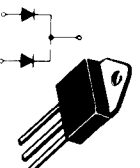




Table 24. Schottky Rectifiers (continued)

**I_O, AVERAGE RECTIFIED FORWARD CURRENT (Amperes)							
25		30				35	40
56-03 (DO-203AA) (DO-4) Metal 		11-03 (TO-204AA) Metal  (40 Mil Pins)	221A-04 (TO-220AB) Plastic 	Case 340E-01 Plastic 	340-02 (TO-218AC) Plastic 	56-03 (DO-203AA) Metal 	257-01 (DO-203AB) Metal 
1N5829		MBR3020CT				MBR3520	1N5832
1N5830	1N6095						1N5833
		MBR3035CT	MBR2535CT		MBR3035PT	MBR3535	
1N5831	1N6096						1N5834
		SD241 MBR3045CT	MBR2545CT	MBR3045	MBR3045PT	SD41 MBR3545,H,H1***	
800	400	400	300	300	400	600	800
85	70	105	125	130	105	90	75
125	125	150	150	150	150	150	125
*0.48 T _C = 25°C	0.86 @ 78.5 A T _C = 70°C	0.72 @ 30 A T _C = 125°C	0.73 @ 30 A T _C = 125°C	0.62 T _C = 100°C	0.72 @ 30 A T _C = 125°C	0.55 T _C = 25°C	*0.59 T _C = 25°C

* Values are for the 40 volt units. The lower voltage parts provide lower limits.

** I_O is total device output.

*** H & H1 versions are hi-rel processed parts (non JAN, JTX).

□ TX versions available.