

MLCC with Dipped Radial Lead

Commercial Grade

Mid Voltage (100 to 630V)

FK Series

Type: FK28, FK18
 FK24, FK14
 FK26, FK16
 FK20, FK11
 FK22

Issue date: March 2013

- All specifications are subject to change without notice.
- Conformity to RoHS Directive: This means that, in conformity with EU Directive 2002/95/EC, lead, cadmium, mercury, hexavalent chromium, and specific bromine-based flame retardants, PBB and PBDE, have not been used, except for exempted applications.

MLCC with Dipped Radial Lead Commercial Grade

Conformity to RoHS Directive

Mid Voltage (100 to 630V) FK Series

FEATURES

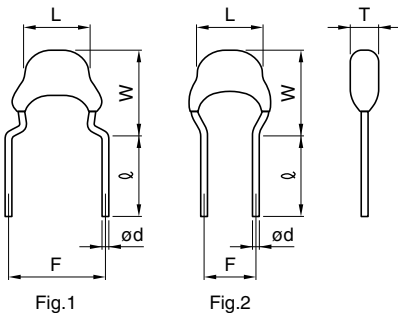
- The capacitors adopts the unique structure designed by TDK for high voltage applications, realizing a high withstand voltage despite being small in size.
- Rated voltage Edc: 100, 200, and 630V.
- The leads are formed with a "kink" to achieve consistent insertion heights and facilitate the release of gases during soldering for dramatically improved solderability.
- Taping specifications are available for automatic insertions, which contribute to reduce on-board costs.

PRODUCT IDENTIFICATION

FK 28 X7R 2A 102 K □□□□
(1) (2) (3) (4) (5) (6) (7)

(1) Series name

(2) Dimensions and shapes of lead wire



Dimensions in mm

| Type | L max. | W max. | T max. | F | ød | Fig |
|------|--------|--------|--------|---------|---------|------------------|
| 28 | 4.0 | 5.5 | 2.5 | 5.0±1.0 | 7±2 | 0.5+0.1, -0.03 1 |
| 24 | 4.5 | 5.5 | 2.5 | 5.0±1.0 | 7±2 | 0.5+0.1, -0.03 1 |
| 26 | 5.5 | 6.0 | 3.5 | 5.0±1.0 | 7±2 | 0.5+0.1, -0.03 1 |
| 20 | 5.5 | 7.0 | 4.0 | 5.0±1.0 | 7±2 | 0.5+0.1, -0.03 1 |
| 22 | 7.5 | 8.0 | 4.0 | 5.0±1.0 | 7±2 | 0.5+0.1, -0.03 1 |
| 18 | 4.0 | 5.5 | 2.5 | 2.5±0.8 | 5+3, -1 | 0.5+0.1, -0.03 2 |
| 14 | 4.5 | 5.5 | 2.5 | 2.5±0.8 | 5+3, -1 | 0.5+0.1, -0.03 2 |
| 16 | 5.5 | 6.0 | 3.5 | 2.5±0.8 | 5+3, -1 | 0.5+0.1, -0.03 2 |
| 11 | 5.5 | 7.0 | 4.0 | 2.5±0.8 | 5+3, -1 | 0.5+0.1, -0.03 2 |

(3) Capacitance temperature characteristics

Class 1 (Temperature compensation)

| Temperature characteristics | Capacitance change | Temperature range |
|-----------------------------|--------------------|-------------------|
| C0G | 0±30ppm/°C | -55 to +125°C |

Class 2 (Temperature stable and general purpose)

| Temperature characteristics | Capacitance change | Temperature range |
|-----------------------------|--------------------|-------------------|
| X7R | ±15% | -55 to +125°C |
| X7S | ±22% | -55 to +125°C |

(4) Rated voltage Edc

| | |
|----|------|
| 2A | 100V |
| 2E | 250V |
| 2J | 630V |

(5) Nominal capacitance

The capacitance is expressed in three digit codes and in units of pico farads (pF).

The first and second digits identify the first and second significant figures of the capacitance.

The third digit identifies the multiplier.

| | |
|-----|-----------|
| 102 | 1,000pF |
| 333 | 33,000pF |
| 474 | 470,000pF |

(6) Capacitance tolerance

| Symbol | Tolerance |
|--------|-----------|
| J | ±5% |
| K | ±10% |

(7) TDK internal code

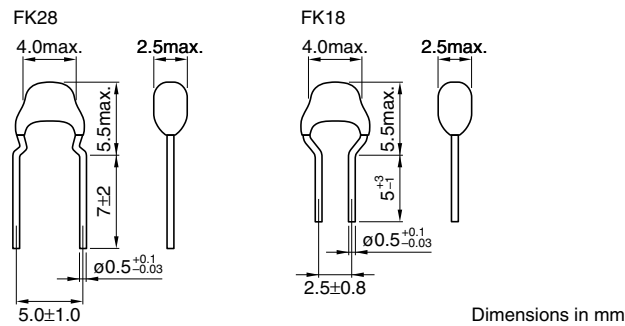
• Conformity to RoHS Directive: This means that, in conformity with EU Directive 2002/95/EC, lead, cadmium, mercury, hexavalent chromium, and specific bromine-based flame retardants, PBB and PBDE, have not been used, except for exempted applications.

• All specifications are subject to change without notice.

CAPACITANCE RANGES: CLASS 1 (TEMPERATURE COMPENSATION)

FK28 AND FK18 TYPES

SHAPES AND DIMENSIONS

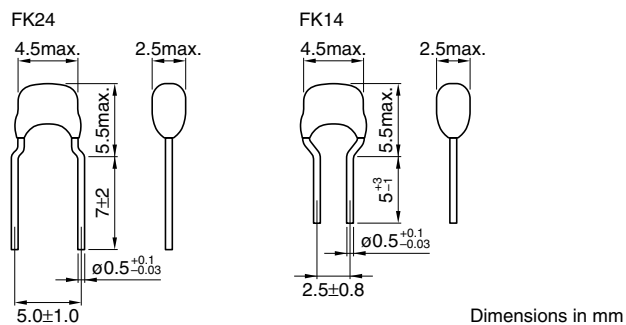


RATED VOLTAGE Edc: 100 to 250V

| Temperature characteristics | Capacitance | Tolerance | Rated voltage Edc(V) | Part No. | |
|-----------------------------|-------------|-----------|----------------------|---------------|---------------|
| | | | | FK28 type | FK18 type |
| C0G | 100pF | ±5% | 100 | FK28C0G2A101J | FK18C0G2A101J |
| C0G | 120pF | ±5% | 100 | FK28C0G2A121J | FK18C0G2A121J |
| C0G | 150pF | ±5% | 100 | FK28C0G2A151J | FK18C0G2A151J |
| C0G | 180pF | ±5% | 100 | FK28C0G2A181J | FK18C0G2A181J |
| C0G | 220pF | ±5% | 100 | FK28C0G2A221J | FK18C0G2A221J |
| C0G | 270pF | ±5% | 100 | FK28C0G2A271J | FK18C0G2A271J |
| C0G | 330pF | ±5% | 100 | FK28C0G2A331J | FK18C0G2A331J |
| C0G | 390pF | ±5% | 100 | FK28C0G2A391J | FK18C0G2A391J |
| C0G | 470pF | ±5% | 100 | FK28C0G2A471J | FK18C0G2A471J |
| C0G | 560pF | ±5% | 100 | FK28C0G2A561J | FK18C0G2A561J |
| C0G | 680pF | ±5% | 100 | FK28C0G2A681J | FK18C0G2A681J |
| C0G | 820pF | ±5% | 100 | FK28C0G2A821J | FK18C0G2A821J |
| C0G | 1000pF | ±5% | 100 | FK28C0G2A102J | FK18C0G2A102J |
| C0G | 1200pF | ±5% | 100 | FK28C0G2A122J | FK18C0G2A122J |
| C0G | 100pF | ±5% | 250 | FK28C0G2E101J | FK18C0G2E101J |
| C0G | 120pF | ±5% | 250 | FK28C0G2E121J | FK18C0G2E121J |
| C0G | 150pF | ±5% | 250 | FK28C0G2E151J | FK18C0G2E151J |
| C0G | 180pF | ±5% | 250 | FK28C0G2E181J | FK18C0G2E181J |
| C0G | 220pF | ±5% | 250 | FK28C0G2E221J | FK18C0G2E221J |
| C0G | 270pF | ±5% | 250 | FK28C0G2E271J | FK18C0G2E271J |
| C0G | 330pF | ±5% | 250 | FK28C0G2E331J | FK18C0G2E331J |
| C0G | 390pF | ±5% | 250 | FK28C0G2E391J | FK18C0G2E391J |
| C0G | 470pF | ±5% | 250 | FK28C0G2E471J | FK18C0G2E471J |
| C0G | 560pF | ±5% | 250 | FK28C0G2E561J | FK18C0G2E561J |
| C0G | 680pF | ±5% | 250 | FK28C0G2E681J | FK18C0G2E681J |

FK24 AND FK14 TYPES

SHAPES AND DIMENSIONS

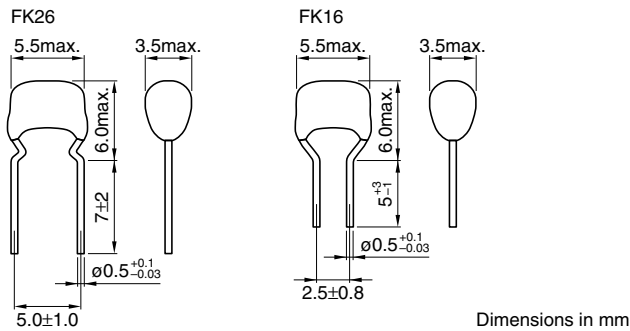


RATED VOLTAGE Edc: 100 to 250V

| Temperature characteristics | Capacitance | Tolerance | Rated voltage Edc(V) | Part No. | |
|-----------------------------|-------------|-----------|----------------------|---------------|---------------|
| | | | | FK24 type | FK14 type |
| C0G | 1000pF | ±5% | 100 | FK24C0G2A102J | FK14C0G2A102J |
| C0G | 1200pF | ±5% | 100 | FK24C0G2A122J | FK14C0G2A122J |
| C0G | 1500pF | ±5% | 100 | FK24C0G2A152J | FK14C0G2A152J |
| C0G | 1800pF | ±5% | 100 | FK24C0G2A182J | FK14C0G2A182J |
| C0G | 2200pF | ±5% | 100 | FK24C0G2A222J | FK14C0G2A222J |
| C0G | 2700pF | ±5% | 100 | FK24C0G2A272J | FK14C0G2A272J |
| C0G | 3300pF | ±5% | 100 | FK24C0G2A332J | FK14C0G2A332J |
| C0G | 3900pF | ±5% | 100 | FK24C0G2A392J | FK14C0G2A392J |
| C0G | 4700pF | ±5% | 100 | FK24C0G2A472J | FK14C0G2A472J |
| C0G | 820pF | ±5% | 250 | FK24C0G2E821J | FK14C0G2E821J |
| C0G | 1000pF | ±5% | 250 | FK24C0G2E102J | FK14C0G2E102J |
| C0G | 1200pF | ±5% | 250 | FK24C0G2E122J | FK14C0G2E122J |
| C0G | 1500pF | ±5% | 250 | FK24C0G2E152J | FK14C0G2E152J |
| C0G | 1800pF | ±5% | 250 | FK24C0G2E182J | FK14C0G2E182J |
| C0G | 2200pF | ±5% | 250 | FK24C0G2E222J | FK14C0G2E222J |
| C0G | 2700pF | ±5% | 250 | FK24C0G2E272J | FK14C0G2E272J |

FK26 AND FK16 TYPES

SHAPES AND DIMENSIONS

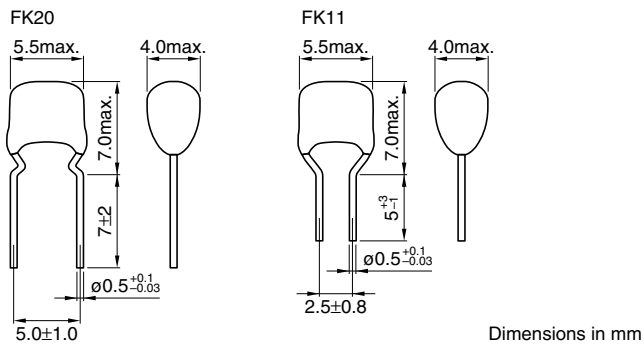


RATED VOLTAGE Edc: 100 to 630V

| Temperature characteristics | Capacitance | Tolerance | Rated voltage Edc(V) | Part No. | |
|-----------------------------|-------------|-----------|----------------------|---------------|---------------|
| | | | | FK26 type | FK16 type |
| C0G | 3900pF | ±5% | 100 | FK26C0G2A392J | FK16C0G2A392J |
| C0G | 4700pF | ±5% | 100 | FK26C0G2A472J | FK16C0G2A472J |
| C0G | 5600pF | ±5% | 100 | FK26C0G2A562J | FK16C0G2A562J |
| C0G | 6800pF | ±5% | 100 | FK26C0G2A682J | FK16C0G2A682J |
| C0G | 8200pF | ±5% | 100 | FK26C0G2A822J | FK16C0G2A822J |
| C0G | 10000pF | ±5% | 100 | FK26C0G2A103J | FK16C0G2A103J |
| C0G | 3300pF | ±5% | 250 | FK26C0G2E332J | |
| C0G | 3900pF | ±5% | 250 | FK26C0G2E392J | |
| C0G | 4700pF | ±5% | 250 | FK26C0G2E472J | |
| C0G | 5600pF | ±5% | 250 | FK26C0G2E562J | |
| C0G | 6800pF | ±5% | 250 | FK26C0G2E682J | |
| C0G | 8200pF | ±5% | 250 | FK26C0G2E822J | |
| C0G | 100pF | ±5% | 630 | FK26C0G2J101J | |
| C0G | 120pF | ±5% | 630 | FK26C0G2J121J | |
| C0G | 150pF | ±5% | 630 | FK26C0G2J151J | |
| C0G | 180pF | ±5% | 630 | FK26C0G2J181J | |
| C0G | 220pF | ±5% | 630 | FK26C0G2J221J | |
| C0G | 270pF | ±5% | 630 | FK26C0G2J271J | |
| C0G | 330pF | ±5% | 630 | FK26C0G2J331J | |
| C0G | 390pF | ±5% | 630 | FK26C0G2J391J | |
| C0G | 470pF | ±5% | 630 | FK26C0G2J471J | |
| C0G | 560pF | ±5% | 630 | FK26C0G2J561J | |
| C0G | 680pF | ±5% | 630 | FK26C0G2J681J | |
| C0G | 820pF | ±5% | 630 | FK26C0G2J821J | |
| C0G | 1000pF | ±5% | 630 | FK26C0G2J102J | |
| C0G | 1200pF | ±5% | 630 | FK26C0G2J122J | |
| C0G | 1500pF | ±5% | 630 | FK26C0G2J152J | |
| C0G | 1800pF | ±5% | 630 | FK26C0G2J182J | |
| C0G | 2200pF | ±5% | 630 | FK26C0G2J222J | |
| C0G | 2700pF | ±5% | 630 | FK26C0G2J272J | |
| C0G | 3300pF | ±5% | 630 | FK26C0G2J332J | |

FK20 AND FK11 TYPES

SHAPES AND DIMENSIONS

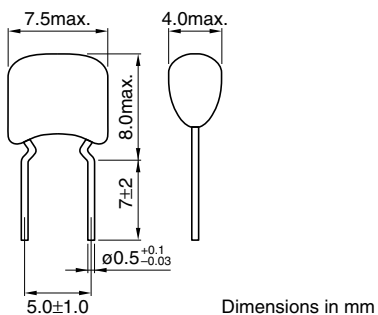


RATED VOLTAGE Edc: 100 to 630V

| Temperature characteristics | Capacitance | Tolerance | Rated voltage Edc(V) | Part No. FK20 type | Part No. FK11 type |
|-----------------------------|-------------|-----------|----------------------|--------------------|--------------------|
| C0G | 15000pF | ±5% | 100 | FK20C0G2A153J | FK11C0G2A153J |
| C0G | 22000pF | ±5% | 100 | FK20C0G2A223J | FK11C0G2A223J |
| C0G | 33000pF | ±5% | 100 | FK20C0G2A333J | FK11C0G2A333J |
| C0G | 47000pF | ±5% | 100 | FK20C0G2A473J | FK11C0G2A473J |
| C0G | 10000pF | ±5% | 250 | FK20C0G2E103J | |
| C0G | 15000pF | ±5% | 250 | FK20C0G2E153J | |
| C0G | 3900pF | ±5% | 630 | FK20C0G2J392J | |
| C0G | 4700pF | ±5% | 630 | FK20C0G2J472J | |
| C0G | 5600pF | ±5% | 630 | FK20C0G2J562J | |
| C0G | 6800pF | ±5% | 630 | FK20C0G2J682J | |

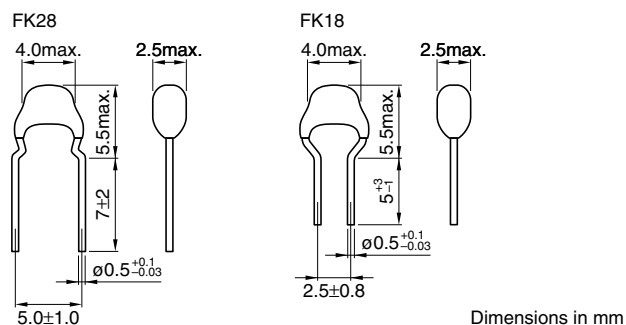
FK22 TYPE

SHAPES AND DIMENSIONS



RATED VOLTAGE Edc: 100 to 630V

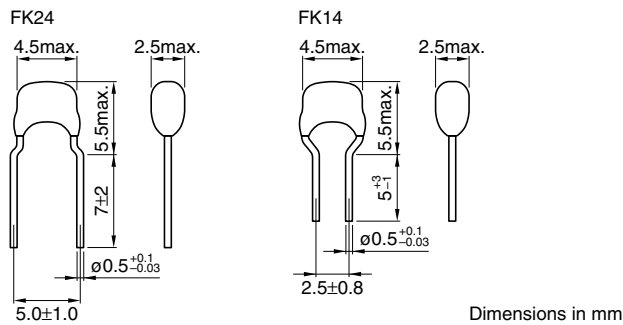
| Temperature characteristics | Capacitance | Tolerance | Rated voltage Edc(V) | Part No. FK22 type |
|-----------------------------|-------------|-----------|----------------------|--------------------|
| C0G | 68000pF | ±5% | 100 | FK22C0G2A683J |
| C0G | 0.1μF | ±5% | 100 | FK22C0G2A104J |
| C0G | 22000pF | ±5% | 250 | FK22C0G2E223J |
| C0G | 33000pF | ±5% | 250 | FK22C0G2E333J |
| C0G | 47000pF | ±5% | 250 | FK22C0G2E473J |
| C0G | 8200pF | ±5% | 630 | FK22C0G2J822J |
| C0G | 10000pF | ±5% | 630 | FK22C0G2J103J |
| C0G | 15000pF | ±5% | 630 | FK22C0G2J153J |
| C0G | 22000pF | ±5% | 630 | FK22C0G2J223J |

CAPACITANCE RANGES: CLASS 2 (TEMPERATURE STABLE)
FK28 AND FK18 TYPES
SHAPES AND DIMENSIONS

RATED VOLTAGE Edc: 100 to 250V

| Temperature characteristics | Capacitance | Tolerance | Rated voltage Edc(V) | Part No. | |
|-----------------------------|-------------|-----------|----------------------|---------------|---------------|
| | | | | FK28 type | FK18 type |
| X7R | 1000pF | ±10% | 100 | FK28X7R2A102K | FK18X7R2A102K |
| X7R | 1500pF | ±10% | 100 | FK28X7R2A152K | FK18X7R2A152K |
| X7R | 2200pF | ±10% | 100 | FK28X7R2A222K | FK18X7R2A222K |
| X7R | 3300pF | ±10% | 100 | FK28X7R2A332K | FK18X7R2A332K |
| X7R | 4700pF | ±10% | 100 | FK28X7R2A472K | FK18X7R2A472K |
| X7R | 6800pF | ±10% | 100 | FK28X7R2A682K | FK18X7R2A682K |
| X7R | 10000pF | ±10% | 100 | FK28X7R2A103K | FK18X7R2A103K |
| X7R | 15000pF | ±10% | 100 | FK28X7R2A153K | FK18X7R2A153K |
| X7R | 22000pF | ±10% | 100 | FK28X7R2A223K | FK18X7R2A223K |
| X7S | 33000pF | ±10% | 100 | FK28X7S2A333K | FK18X7S2A333K |
| X7S | 47000pF | ±10% | 100 | FK28X7S2A473K | FK18X7S2A473K |
| X7S | 68000pF | ±10% | 100 | FK28X7S2A683K | FK18X7S2A683K |
| X7S | 0.1μF | ±10% | 100 | FK28X7S2A104K | FK18X7S2A104K |

FK24 AND FK14 TYPES

SHAPES AND DIMENSIONS

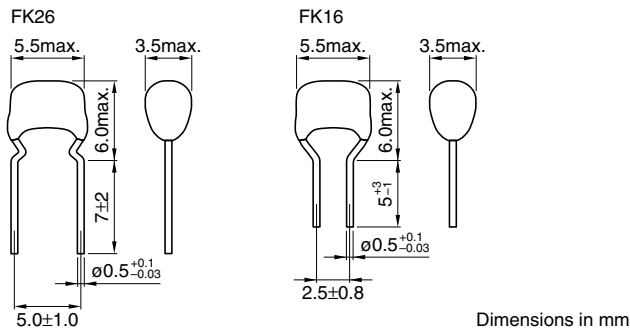


RATED VOLTAGE Edc: 100 to 250V

| Temperature characteristics | Capacitance | Tolerance | Rated voltage Edc(V) | Part No. | |
|-----------------------------|-------------|-----------|----------------------|---------------|---------------|
| | | | | FK24 type | FK14 type |
| X7R | 1000pF | ±10% | 100 | FK24X7R2A102K | FK14X7R2A102K |
| X7R | 1500pF | ±10% | 100 | FK24X7R2A152K | FK14X7R2A152K |
| X7R | 2200pF | ±10% | 100 | FK24X7R2A222K | FK14X7R2A222K |
| X7R | 3300pF | ±10% | 100 | FK24X7R2A332K | FK14X7R2A332K |
| X7R | 4700pF | ±10% | 100 | FK24X7R2A472K | FK14X7R2A472K |
| X7R | 6800pF | ±10% | 100 | FK24X7R2A682K | FK14X7R2A682K |
| X7R | 10000pF | ±10% | 100 | FK24X7R2A103K | FK14X7R2A103K |
| X7R | 15000pF | ±10% | 100 | FK24X7R2A153K | FK14X7R2A153K |
| X7R | 22000pF | ±10% | 100 | FK24X7R2A223K | FK14X7R2A223K |
| X7R | 33000pF | ±10% | 100 | FK24X7R2A333K | FK14X7R2A333K |
| X7R | 47000pF | ±10% | 100 | FK24X7R2A473K | FK14X7R2A473K |
| X7R | 68000pF | ±10% | 100 | FK24X7R2A683K | FK14X7R2A683K |
| X7R | 0.1μF | ±10% | 100 | FK24X7R2A104K | FK14X7R2A104K |
| X7S | 0.15μF | ±10% | 100 | FK24X7S2A154K | FK14X7S2A154K |
| X7S | 0.22μF | ±10% | 100 | FK24X7S2A224K | FK14X7S2A224K |
| X7S | 0.33μF | ±10% | 100 | FK24X7S2A334K | FK14X7S2A334K |
| X7S | 0.47μF | ±10% | 100 | FK24X7S2A474K | FK14X7S2A474K |
| X7S | 0.68μF | ±10% | 100 | FK24X7S2A684K | FK14X7S2A684K |
| X7S | 1μF | ±10% | 100 | FK24X7S2A105K | FK14X7S2A105K |
| X7R | 1000pF | ±10% | 250 | FK24X7R2E102K | FK14X7R2E102K |
| X7R | 1500pF | ±10% | 250 | FK24X7R2E152K | FK14X7R2E152K |
| X7R | 2200pF | ±10% | 250 | FK24X7R2E222K | FK14X7R2E222K |
| X7R | 3300pF | ±10% | 250 | FK24X7R2E332K | FK14X7R2E332K |
| X7R | 4700pF | ±10% | 250 | FK24X7R2E472K | FK14X7R2E472K |
| X7R | 6800pF | ±10% | 250 | FK24X7R2E682K | FK14X7R2E682K |
| X7R | 10000pF | ±10% | 250 | FK24X7R2E103K | FK14X7R2E103K |
| X7R | 15000pF | ±10% | 250 | FK24X7R2E153K | FK14X7R2E153K |
| X7R | 22000pF | ±10% | 250 | FK24X7R2E223K | FK14X7R2E223K |

FK26 AND FK16 TYPES

SHAPES AND DIMENSIONS

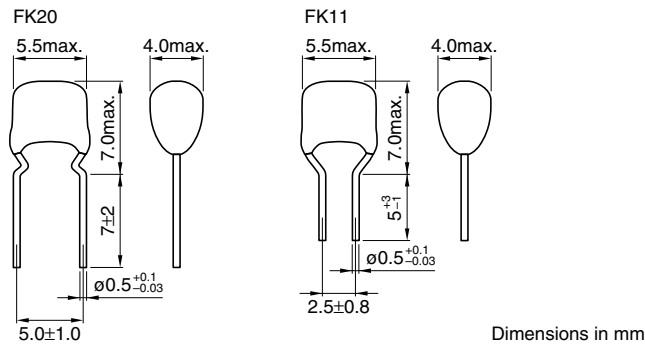


RATED VOLTAGE Edc: 100 to 630V

| Temperature characteristics | Capacitance | Tolerance | Rated voltage Edc(V) | Part No. | |
|-----------------------------|-------------|-----------|----------------------|---------------|---------------|
| | | | | FK26 type | FK16 type |
| X7R | 33000pF | ±10% | 100 | FK26X7R2A333K | FK16X7R2A333K |
| X7R | 47000pF | ±10% | 100 | FK26X7R2A473K | FK16X7R2A473K |
| X7R | 68000pF | ±10% | 100 | FK26X7R2A683K | FK16X7R2A683K |
| X7R | 0.1μF | ±10% | 100 | FK26X7R2A104K | FK16X7R2A104K |
| X7R | 0.15μF | ±10% | 100 | FK26X7R2A154K | FK16X7R2A154K |
| X7R | 0.22μF | ±10% | 100 | FK26X7R2A224K | FK16X7R2A224K |
| X7R | 0.33μF | ±10% | 100 | FK26X7R2A334K | FK16X7R2A334K |
| X7R | 0.47μF | ±10% | 100 | FK26X7R2A474K | FK16X7R2A474K |
| X7R | 0.68μF | ±10% | 100 | FK26X7R2A684K | FK16X7R2A684K |
| X7R | 1μF | ±10% | 100 | FK26X7R2A105K | FK16X7R2A105K |
| X7S | 1.5μF | ±10% | 100 | FK26X7S2A155K | FK16X7S2A155K |
| X7S | 2.2μF | ±10% | 100 | FK26X7S2A225K | FK16X7S2A225K |
| X7R | 15000pF | ±10% | 250 | FK26X7R2E153K | |
| X7R | 22000pF | ±10% | 250 | FK26X7R2E223K | |
| X7R | 33000pF | ±10% | 250 | FK26X7R2E333K | |
| X7R | 47000pF | ±10% | 250 | FK26X7R2E473K | |
| X7R | 68000pF | ±10% | 250 | FK26X7R2E683K | |
| X7R | 0.1μF | ±10% | 250 | FK26X7R2E104K | |
| X7R | 1000pF | ±10% | 630 | FK26X7R2J102K | |
| X7R | 1500pF | ±10% | 630 | FK26X7R2J152K | |
| X7R | 2200pF | ±10% | 630 | FK26X7R2J222K | |
| X7R | 3300pF | ±10% | 630 | FK26X7R2J332K | |
| X7R | 4700pF | ±10% | 630 | FK26X7R2J472K | |
| X7R | 6800pF | ±10% | 630 | FK26X7R2J682K | |
| X7R | 10000pF | ±10% | 630 | FK26X7R2J103K | |
| X7R | 15000pF | ±10% | 630 | FK26X7R2J153K | |
| X7R | 22000pF | ±10% | 630 | FK26X7R2J223K | |
| X7R | 33000pF | ±10% | 630 | FK26X7R2J333K | |

FK20 AND FK11 TYPES

SHAPES AND DIMENSIONS

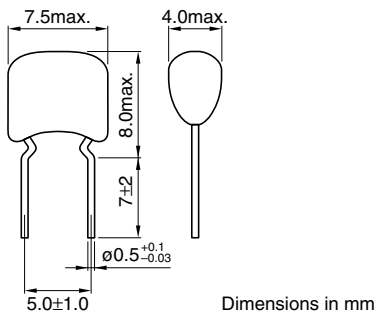


RATED VOLTAGE Edc: 100 to 630V

| Temperature characteristics | Capacitance | Tolerance | Rated voltage Edc(V) | Part No. | |
|-----------------------------|--------------|------------|----------------------|---------------|---------------|
| | | | | FK20 type | FK11 type |
| X7R | 0.33 μ F | $\pm 10\%$ | 100 | FK20X7R2A334K | FK11X7R2A334K |
| X7R | 0.47 μ F | $\pm 10\%$ | 100 | FK20X7R2A474K | FK11X7R2A474K |
| X7R | 0.68 μ F | $\pm 10\%$ | 100 | FK20X7R2A684K | FK11X7R2A684K |
| X7R | 1 μ F | $\pm 10\%$ | 100 | FK20X7R2A105K | FK11X7R2A105K |
| X7R | 1.5 μ F | $\pm 10\%$ | 100 | FK20X7R2A155K | FK11X7R2A155K |
| X7R | 2.2 μ F | $\pm 10\%$ | 100 | FK20X7R2A225K | FK11X7R2A225K |
| X7S | 3.3 μ F | $\pm 10\%$ | 100 | FK20X7S2A335K | FK11X7S2A335K |
| X7S | 4.7 μ F | $\pm 10\%$ | 100 | FK20X7S2A475K | FK11X7S2A475K |
| X7R | 0.1 μ F | $\pm 10\%$ | 250 | FK20X7R2E104K | |
| X7R | 0.15 μ F | $\pm 10\%$ | 250 | FK20X7R2E154K | |
| X7R | 0.22 μ F | $\pm 10\%$ | 250 | FK20X7R2E224K | |
| X7R | 47000pF | $\pm 10\%$ | 630 | FK20X7R2J473K | |
| X7R | 68000pF | $\pm 10\%$ | 630 | FK20X7R2J683K | |

FK22 TYPE

SHAPES AND DIMENSIONS



RATED VOLTAGE Edc: 100 to 630V

| Temperature characteristics | Capacitance | Tolerance | Rated voltage Edc(V) | Part No. | |
|-----------------------------|--------------|------------|----------------------|---------------|--|
| | | | | FK22 type | |
| X7R | 0.68 μ F | $\pm 10\%$ | 100 | FK22X7R2A684K | |
| X7R | 1 μ F | $\pm 10\%$ | 100 | FK22X7R2A105K | |
| X7R | 1.5 μ F | $\pm 10\%$ | 100 | FK22X7R2A155K | |
| X7R | 2.2 μ F | $\pm 10\%$ | 100 | FK22X7R2A225K | |
| X7R | 0.15 μ F | $\pm 10\%$ | 250 | FK22X7R2E154K | |
| X7R | 0.22 μ F | $\pm 10\%$ | 250 | FK22X7R2E224K | |
| X7R | 0.33 μ F | $\pm 10\%$ | 250 | FK22X7R2E334K | |
| X7R | 0.47 μ F | $\pm 10\%$ | 250 | FK22X7R2E474K | |
| X7R | 0.1 μ F | $\pm 10\%$ | 630 | FK22X7R2J104K | |

• For more information about products with other capacitance or other data, please contact us.

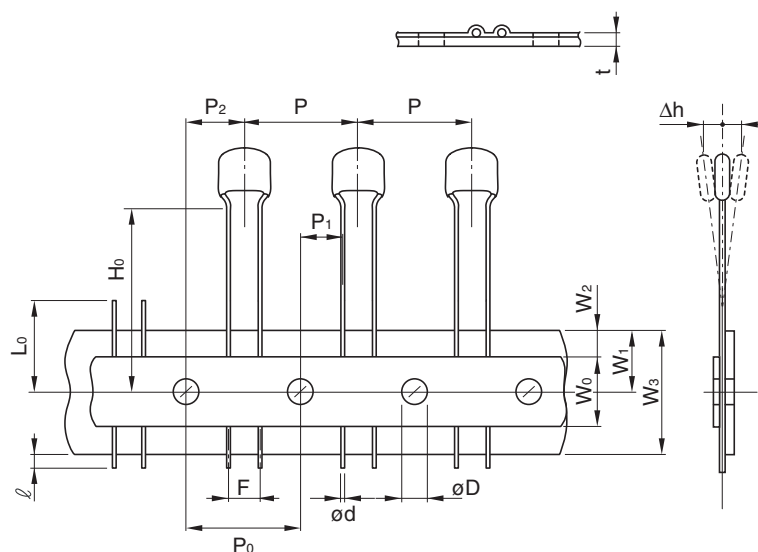
• All specifications are subject to change without notice.

PACKAGING STYLES

TAPING DIMENSIONS

FK1 Series

(FK18, FK14, FK16, FK11 Types)



| Symbol | Dimensions (mm) |
|-------------------------------|-----------------|
| P | 12.7±1.0 |
| P ₀ * ¹ | 12.7±0.3 |
| P ₁ | 5.1±0.7 |
| P ₂ | 6.35±1.3 |
| W ₀ | 12.0±1.0 |
| W ₁ | 9.0±0.5 |
| W ₂ * ² | 3.0max. |
| W ₃ | 18.0+1.0, -0.5 |
| H ₀ | 16.0±0.5 |
| ℓ | 1.0max. |
| t | 0.6±0.2 |
| L ₀ * ³ | 11.0max. |
| F | 2.5+0.5, -0.2 |
| ød | ø0.5+0.1, -0.03 |
| øD | ø4.0±0.2 |
| Δh | 0±2 |

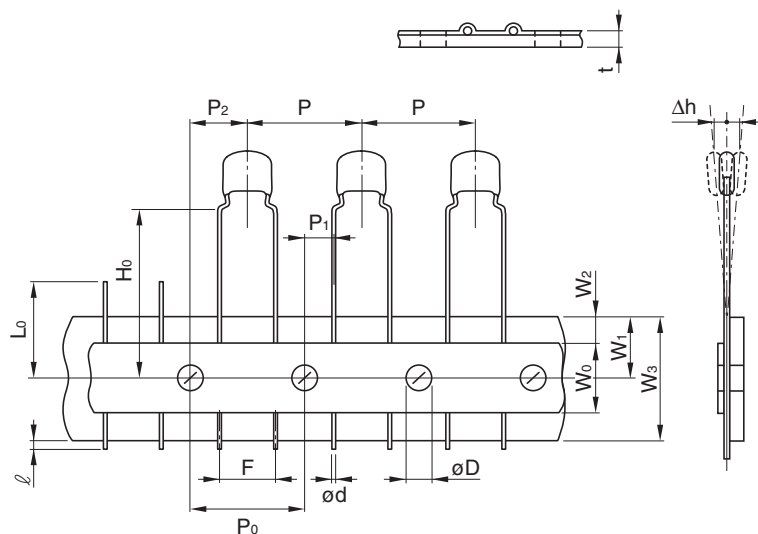
*¹ Accumulated pitch tolerance shall be ±2mm for 20 pitches.

*² Adhesive tape shall not stick out from carrier tape.

*³ The number of consecutive gaps in the product shall be three or less.

FK2 Series

(FK28, FK24, FK26, FK20, FK22 Types)



| Symbol | Dimensions (mm) |
|-------------------------------|-----------------|
| P | 12.7±1.0 |
| P ₀ * ¹ | 12.7±0.3 |
| P ₁ | 3.85±0.7 |
| P ₂ | 6.35±1.3 |
| W ₀ | 12.0±1.0 |
| W ₁ | 9.0±0.5 |
| W ₂ * ² | 3.0max. |
| W ₃ | 18.0+1.0, -0.5 |
| H ₀ | 16.0±0.5 |
| ℓ | 1.0max. |
| t | 0.6±0.2 |
| L ₀ * ³ | 11.0max. |
| F | 5.0+0.8, -0.2 |
| ød | ø0.5+0.1, -0.03 |
| øD | ø4.0±0.2 |
| Δh | 0±2 |

*¹ Accumulated pitch tolerance shall be ±2mm for 20 pitches.

*² Adhesive tape shall not stick out from carrier tape.

*³ The number of consecutive gaps in the product shall be three or less.

PACKAGING QUANTITIES

| Type | Quantity |
|------------|------------------|
| FK28, FK18 | |
| FK24, FK14 | 2000 pieces/1box |
| FK26, FK16 | |
| FK20, FK11 | 1500 pieces/1box |
| FK22 | |