

# Type UNL, DC Link and Filter Capacitors

## High Capacitance, High Current, Board Mount



Constructed using a low-loss polypropylene film, the UNL series offers high ripple current capabilities and high capacitance values making them ideal for electrolytic bank replacement and high ripple current applications.

### Highlights

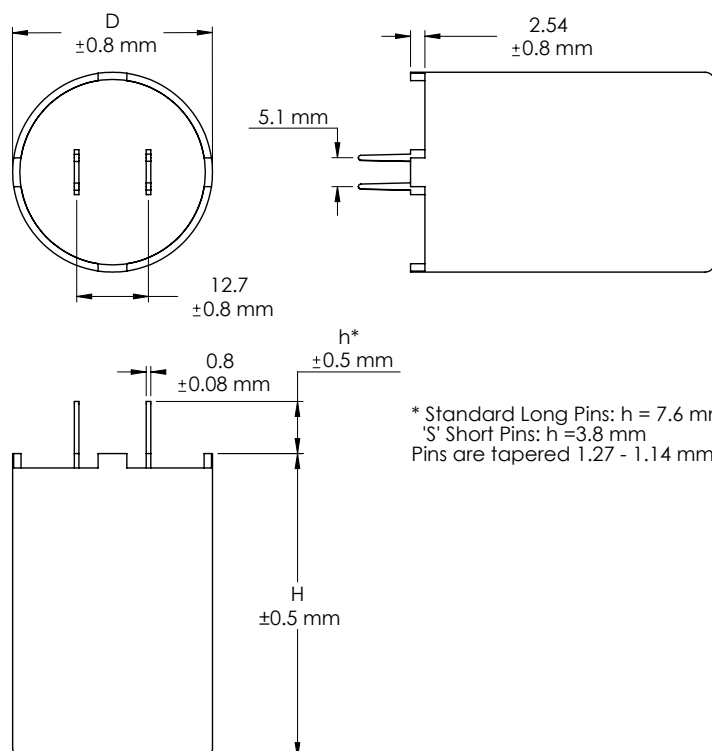
#### Advantages over Electrolytics

- Exceptionally low ESR
- Up to 10 times the ripple current
- Non-polar
- Higher voltage ratings
- Dry construction - no electrolyte
- Improved reliability

### Specifications

Capacitance Range	4.7 to 100 $\mu$ F
Capacitance Tolerance	$\pm 10\%$ (K) standard, $\pm 5\%$ (J) optional
Rated Voltage	400 to 1500 Vdc
Operating Temperature Range	-55 °C to 105 °C* *Full rated voltage at 85 °C - derate linearly to 50% rated at 105 °C
Maximum rms Current	Check tables for values
Test Voltage between Terminals @ 25 °C	125% rated DC voltage for 60 s
Test Voltage between Terminals & Case @ 25 °C	3 kVac @ 50/60 Hz for 60 s
Life Test	2,000 h @ 85 °C, 125% rated voltage
Life Expectancy	60,000 h @ 70 °C, rated voltage
RoHS Compliant	

### Dimensions



#### Construction Details

Case Material	Plastic UL94V-0
Resin Material	Dry Resin UL94V-0
Terminal Material	Tin Plated Brass

# Type UNL, DC Link and Filter Capacitors

## High Capacitance, High Current, Board Mount

### Part Numbering System

UNL	7	W20	K	S	-F
Type	Voltage	Capacitance	Tolerance	Leads	RoHS
UNL	4 = 400 Vdc	W80 = 80μF	K = ±10%	S = Short Pins	Compliant
	5 = 500Vdc	W100 = 100μF		Blank = Long Pins	
	6 = 600 Vdc	W30 = 30μF			
	7 = 750 Vdc	W50 = 50μF			
	8 = 800 Vdc	W40 = 40μF			
	9 = 900 Vdc	W13P5 = 13.5μF			
	10 = 1000 Vdc	W10 = 10μF			
	12 = 1200 Vdc	W7P5 = 7.5μF			
	15 = 1500 Vdc	W4P7 = 4.7μF			

### Ratings

**NOTE:** Other ratings, sizes and performance specifications are available. Contact us.

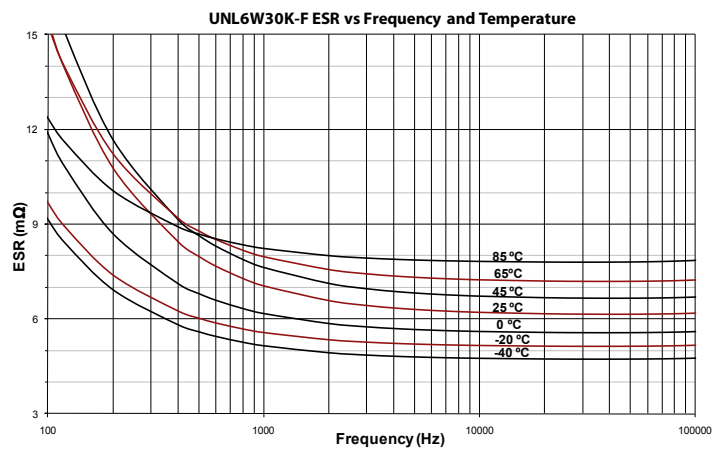
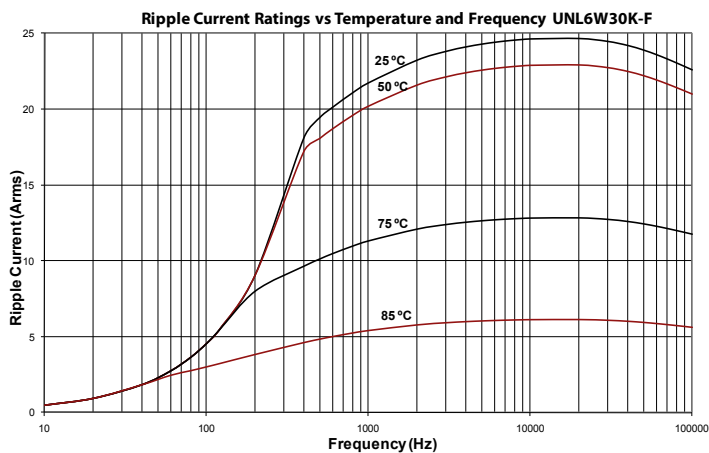
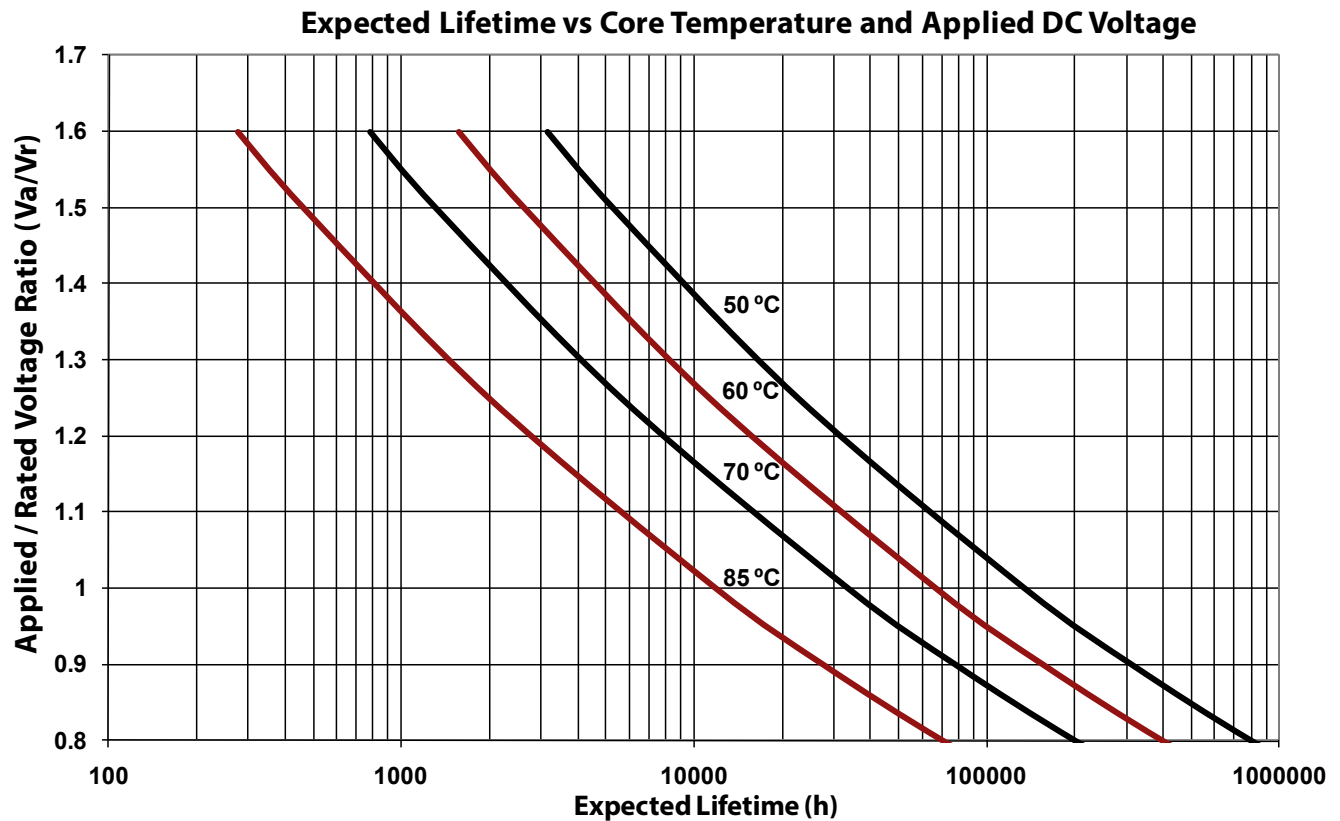
Catalog Part Number*	Cap (μF)	Rated Voltage (Vdc)	Dia. D (mm)	Height H (mm)	Typical ESR @ 100 kHz (mΩ)	dV/dt (V/μs)	Peak Current (A)	Ripple Current @ 100 kHz		
								25 °C (Arms)	50 °C (Arms)	75 °C (Arms)
UNL4W30K-F	30.0	400	35	53.7	6.0	30	900	24.2	19.4	14.6
UNL4W80K-F	80.0	400	50	63	5.0	25	2000	35.0	28.0	14.3
UNL5W35K-F	35.0	500	35	53.7	8.0	26	910	22.0	18.2	13.0
UNL5W100K-F	100.0	500	50	63	6.0	22	2200	31.8	25.4	13.2
UNL6W30K-F	30.0	600	35	53.7	9.0	30	900	20.7	17.0	12.0
UNL6W80K-F	80.0	600	50	63	6.5	25	2000	30.5	24.4	12.6
UNL7W20K-F	20.0	750	35	53.7	10.0	37	740	19.0	16.0	9.9
UNL7W50K-F	50.0	750	50	63	7.0	30	1500	29.4	23.5	12.0
UNL8W15K-F	15.0	800	35	53.7	10.0	42	630	18.8	15.0	9.8
UNL8W40K-F	40.0	800	50	63	7.5	35	1400	28.4	22.8	11.7
UNL9W13P5K-F	13.5	900	35	53.7	10.5	43	580	18.0	14.5	9.6
UNL9W35K-F	35.0	900	50	63	8.0	36	1260	27.5	22.0	11.3
UNL10W10K-F	10.0	1000	35	53.7	12.0	50	500	17.5	13.7	9.0
UNL10W25K-F	25.0	1000	50	63	8.5	40	1000	26.7	21.4	11.0
UNL12W7P5K-F	7.5	1200	35	53.7	13.5	60	450	16.0	12.0	8.4
UNL12W20K-F	20.0	1200	50	63	9.0	50	1000	26.0	20.7	10.7
UNL15W4P7K-F	4.7	1500	35	53.7	15.0	72	338	15.0	11.5	7.8
UNL15W13K-F	13.0	1500	50	63	10.0	60	780	24.6	19.7	10.1

\*Add 'S' after 'K' for short pins

# Type UNL, DC Link and Filter Capacitors

High Capacitance, High Current, Board Mount

## Typical Performance Curves



**Notice and Disclaimer:** All product drawings, descriptions, specifications, statements, information and data (collectively, the "Information") in this datasheet or other publication are subject to change. The customer is responsible for checking, confirming and verifying the extent to which the Information contained in this datasheet or other publication is applicable to an order at the time the order is placed. All Information given herein is believed to be accurate and reliable, but it is presented without any guarantee, warranty, representation or responsibility of any kind, expressed or implied. Statements of suitability for certain applications are based on the knowledge that the Cornell Dubilier company providing such statements ("Cornell Dubilier") has of operating conditions that such Cornell Dubilier company regards as typical for such applications, but are not intended to constitute any guarantee, warranty or representation regarding any such matter – and Cornell Dubilier specifically and expressly disclaims any guarantee, warranty or representation concerning the suitability for a specific customer application, use, storage, transportation, or operating environment. The Information is intended for use only by customers who have the requisite experience and capability to determine the correct products for their application. Any technical advice inferred from this Information or otherwise provided by Cornell Dubilier with reference to the use of any Cornell Dubilier products is given gratis (unless otherwise specified by Cornell Dubilier), and Cornell Dubilier assumes no obligation or liability for the advice given or results obtained. Although Cornell Dubilier strives to apply the most stringent quality and safety standards regarding the design and manufacturing of its products, in light of the current state of the art, isolated component failures may still occur. Accordingly, customer applications which require a high degree of reliability or safety should employ suitable designs or other safeguards (such as installation of protective circuitry or redundancies or other appropriate protective measures) in order to ensure that the failure of an electrical component does not result in a risk of personal injury or property damage. Although all product-related warnings, cautions and notes must be observed, the customer should not assume that all safety measures are indicated in such warnings, cautions and notes, or that other safety measures may not be required.

# Mouser Electronics

Authorized Distributor

Click to View Pricing, Inventory, Delivery & Lifecycle Information:

## Cornell Dubilier:

[UNL15W4P7K-F](#) [UNL10W10K-F](#) [UNL12W7P5K-F](#) [UNL4W30K-F](#) [UNL5W35K-F](#) [UNL6W30K-F](#) [UNL7W20K-F](#)  
[UNL9W13P5K-F](#) [UNL8W15K-F](#) [UNL15W4P7KS-F](#) [UNL5W35KS-F](#) [UNL8W15KS-F](#) [UNL6W30KS-F](#) [UNL9W13P5KS-](#)  
[F](#) [UNL7W20KS-F](#) [UNL10W10KS-F](#) [UNL4W30KS-F](#) [UNL12W7P5KS-F](#) [UNL10W25K-F](#) [UNL12W20K-F](#)  
[UNL15W13K-F](#) [UNL4W80K-F](#) [UNL5W100K-F](#) [UNL6W80K-F](#) [UNL7W50K-F](#) [UNL8W40K-F](#) [UNL9W35K-F](#)