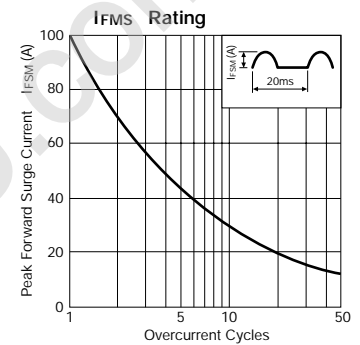
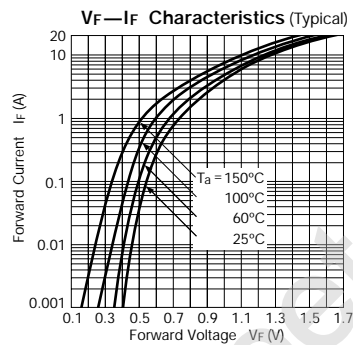
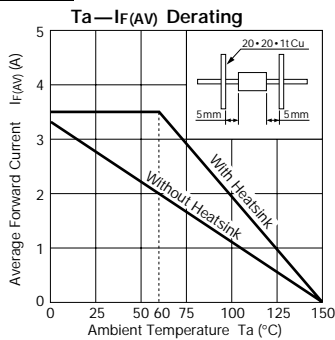


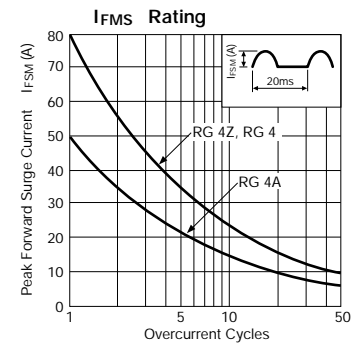
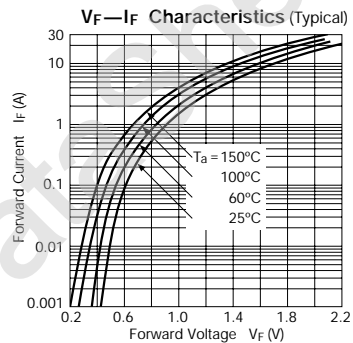
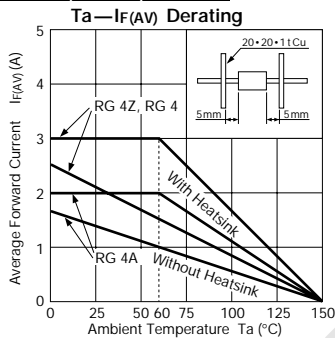
# Ultra-Fast-Recovery Rectifier Diodes

Parameter  Type No.	Absolute Maximum Ratings					Electrical Characteristics (Ta=25°C)									Others		
	V <sub>RM</sub> (V)	I <sub>F</sub> (AV) (A) ( ) is with Heatsink	I <sub>FSM</sub> (A) 50Hz Half-cycle Sinewave Single Shot	T <sub>J</sub> (°C)	T <sub>stg</sub> (°C)	V <sub>F</sub> (V)		I <sub>R</sub> (mA)	I <sub>R</sub> (H) (mA)	t <sub>rr</sub> ① (ns)		t <sub>rr</sub> ② (ns)		R <sub>th</sub> (j-ℓ)	Mass	Fig.	
						max	I <sub>F</sub> (A)	V <sub>R</sub> =V <sub>RM</sub> max	V <sub>R</sub> =V <sub>RM</sub> Ta=100°C max		I <sub>F</sub> /I <sub>RP</sub> (mA)		I <sub>F</sub> /I <sub>RP</sub> (mA)	(°C/W)	(g)		
RG 4Y	70	2.0 (3.5)	100	-40 to +150		1.3	3.5	1.0	5.0	100	100/100	50	100/200	8	1.2	Ⓐ	
RG 4Z	200					1.7											
RG 4	400	1.0 (3.0)	80			3.0											
RG 4A	600		50			2.0	0.5	2.5	500/500								500/1000
RG 4C	1000	1.0 (2.0)	60			2.0											

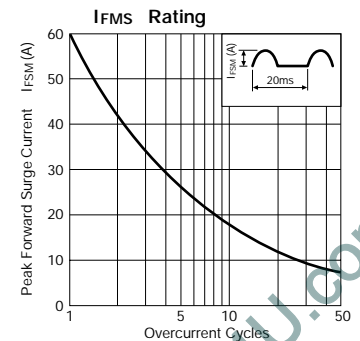
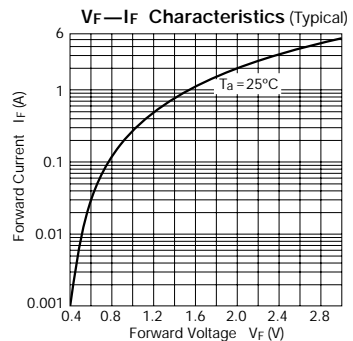
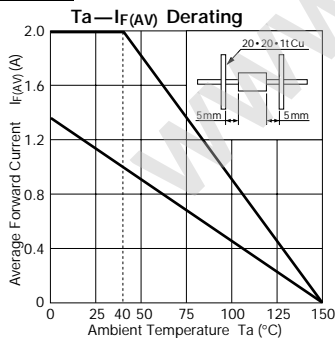
## RG 4Y



## RG 4Z, RG 4, RG 4A



## RG 4C



## External Dimensions

(Unit: mm)

Flammability:  
UL94V-0 or Equivalent

