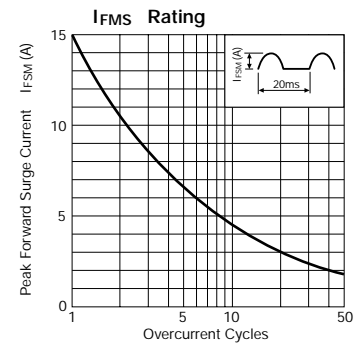
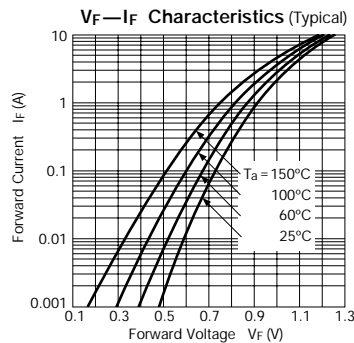
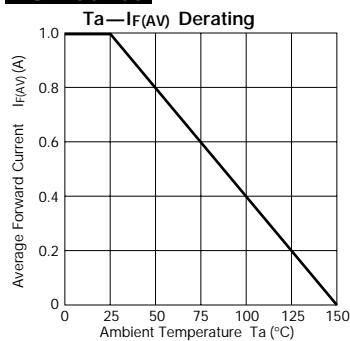


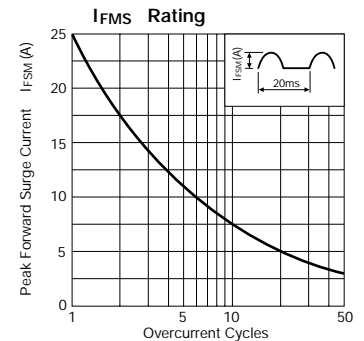
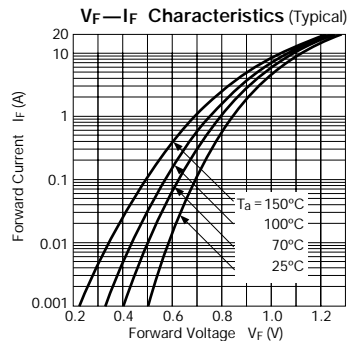
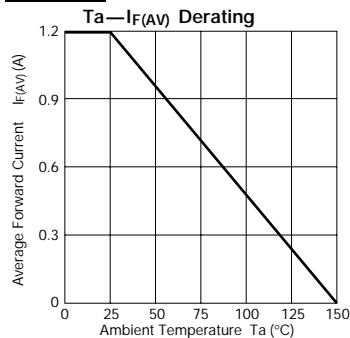
Fast-Recovery Rectifier Diodes

Parameter Type No.	Absolute Maximum Ratings					Electrical Characteristics (Ta=25°C)									Others	
	VRM (V)	IF (AV) (A)	IFSM (A)	TJ (°C)	Tstg (°C)	VF (V)		IR (μA)	IR (H) (μA)	trr ① (μs)		trr ② (μs)		Rth (j-ℓ)	Mass	Fig.
			50Hz Half-cycle Sinewave Single Shot			max	IF (A)	VR = VRM max	VR = VRM Ta = 100°C max		IF/IRP (mA)		IF/IRP (mA)	(°C/W)	(g)	
EU 2Z	200	1.0	15	-40 to +150												Ⓐ
EU 2	400					1.4	1.0	10	300	0.4	10/10	0.18	10/20	17	0.3	
EU 2A	600															
EU 2YX	100	1.2	25			0.9	1.2			0.2		0.08				
RF 1Z	200	0.6	15												Ⓑ	
RF 1	400															
RF 1A	600															
RF 1B	800															

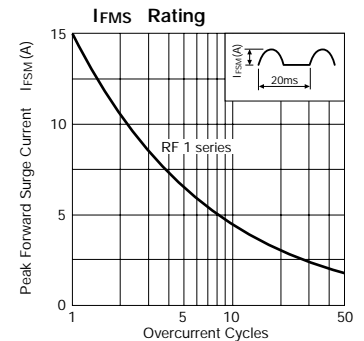
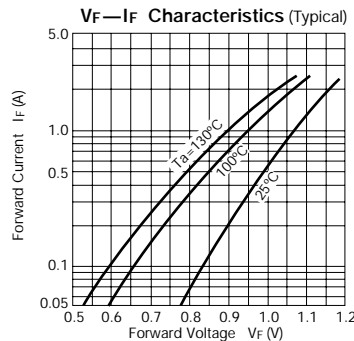
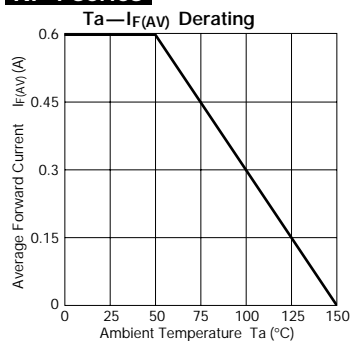
EU 2 series



EU 2YX



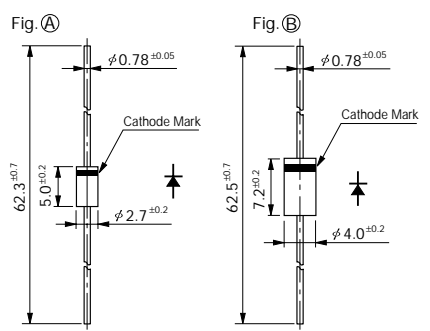
RF 1 series



External Dimensions

(Unit: mm)

Flammability:
UL94V-0 or Equivalent



This datasheet has been downloaded from:

www.DatasheetCatalog.com

Datasheets for electronic components.