| 形名 | 社名 | 最大定格 | | | | | | | | | 順方向特性 | | | 逆方向特性 | | | その他の特性等 | 外形 |
|---|---|---|---|---|---|---|---|---|---|---|---|---|---|---|---|---|---|---|
| | | $V_{RSM}$ (V) | $V_{RRM}$ (V) | $V_R$ (V) | $I_{FM}$ (A) | T条件 (℃) | Io, $I_{FM}$ (A) | T条件 (℃) | $I_{FSM}$ (A) | T条件 (℃) | $V_{Fmax}$ (V) | 測定条件 $I_F$(A) | 測定条件 T(℃) | $I_{Rmax}$ (μA) | 測定条件 $V_R$(V) | 測定条件 T(℃) | | |
| EM1A | サンケン | 650 | 600 | 420 | | | 1 | | 45 | | 0.97 | 1 | | 10 | 600 | | | 67C |
| EM1B | サンケン | 850 | 800 | | | | 1 | | 35 | | 0.97 | 1 | | 10 | 800 | | | 67C |
| EM1C | サンケン | 1050 | 1000 | | | | 1 | | 35 | | 0.97 | 1 | | 10 | 1000 | | | 67C |
| EM1Y | サンケン | 150 | 100 | | | | 1 | | 45 | | 0.97 | 1 | | 10 | 100 | | | 67C |
| EM1Z | サンケン | 250 | 200 | 140 | | | 1 | | 45 | | 0.97 | 1 | | 10 | 200 | | | 67C |
| EM2 | サンケン | 450 | 400 | | | | 1.2 | | 80 | | 0.92 | 1.2 | | 10 | 400 | | | 67C |
| EM2A | サンケン | 650 | 600 | | | | 1.2 | | 80 | | 0.92 | 1.2 | | 10 | 600 | | | 67C |
| EM2B | サンケン | 850 | 800 | | | | 1.2 | | 80 | | 0.92 | 1.2 | | 10 | 800 | | | 67C |
| EM01 | サンケン | 450 | 400 | | | | 1 | | 45 | | 0.97 | 1 | | 10 | 400 | | | 67B |
| EM01A | サンケン | 650 | 600 | | | | 1 | | 45 | | 0.97 | 1 | | 10 | 600 | | | 67B |
| EM01Z | サンケン | 250 | 200 | | | | 1 | | 45 | | 0.97 | 1 | | 10 | 200 | | | 67B |
| ERA15-01 | 富士電機 | | 100 | | | | 1 | 40a | 40 | | 1.1 | 1 | 25j | 10 | 100 | 25j | | 20K |
| ERA15-02 | 富士電機 | | 200 | | | | 1 | 40a | 40 | | 1.1 | 1 | 25j | 10 | 200 | 25j | | 20K |
| ERA15-04 | 富士電機 | | 400 | | | | 1 | 40a | 40 | | 1.1 | 1 | 25j | 10 | 400 | 25j | | 20K |
| ERA15-06 | 富士電機 | | 600 | | | | 1 | 40a | 40 | | 1.1 | 1 | 25j | 10 | 600 | 25j | | 20K |
| ERA15-08 | 富士電機 | | 800 | | | | 1 | | 40 | | 1.1 | 1 | 25j | 10 | 800 | 25j | | 20K |
| ERA15-10 | 富士電機 | | 1000 | | | | 1 | | 40 | | 1.1 | 1 | 25j | 10 | 1000 | 25j | | 20K |
| ERA17-2 | 富士電機 | 200 | 200 | | | | 1 | 40a | 40 | 150j | 1.1 | 2 | | 10 | 200 | | | 20K |
| ERA17-4 | 富士電機 | 400 | 400 | | | | 1 | 40a | 40 | 150j | 1.1 | 2 | | 10 | 400 | | | 20K |
| ERA18-02 | 富士電機 | | 200 | 160 | | | 0.8 | | 30 | | 1.05 | 0.8 | | 10 | 200 | | trr<400ns | 20K |
| ERA18-04 | 富士電機 | | 400 | 320 | | | 0.8 | | 30 | | 1.05 | 0.8 | | 10 | 400 | | trr<400ns | 20K |
| ERA21-02 | 富士電機 | | 200 | | | | 0.5 | 40a | 10 | 140j | 1.5 | 0.5 | | 10 | 200 | | | 20D |
| ERA21-04 | 富士電機 | | 400 | | | | 0.5 | 40a | 10 | 140j | 1.5 | 0.5 | | 10 | 400 | | | 20D |
| ERA21-06 | 富士電機 | | 600 | | | | 0.5 | 40a | 10 | 140j | 1.5 | 0.5 | | 10 | 600 | | | 20D |
| ERA22-02 | 富士電機 | | 200 | | | | 0.5 | 40a | 10 | 140j | 1.5 | 0.5 | | 10 | 200 | | trr<0.4ns | 20K |
| ERA22-04 | 富士電機 | | 400 | | | | 0.5 | 40a | 10 | 140j | 1.5 | 0.5 | | 10 | 400 | | trr<0.4ns | 20K |
| ERA22-06 | 富士電機 | | 600 | | | | 0.5 | 40a | 10 | 140j | 1.5 | 0.5 | | 10 | 600 | | trr<0.4ns | 20K |
| ERA22-08 | 富士電機 | | 800 | | | | 0.5 | 40a | 10 | 140j | 1.5 | 0.5 | | 10 | 800 | | trr<0.4ns | 20K |
| ERA22-10 | 富士電機 | | 1000 | | | | 0.5 | 40a | 10 | 140j | 1.5 | 0.5 | | 10 | 1000 | | trr<0.4ns | 20K |
| ERA32-01 | 富士電機 | | 100 | | | | 1 | 40a | 40 | | 0.92 | 1 | | | | | trr<100ns | 20E |
| ERA32-02 | 富士電機 | | 200 | | | | 1 | 40a | 40 | | 0.92 | 1 | | | | | trr<100ns | 20E |
| ERA38-04 | 富士電機 | | 400 | | | | 0.5 | | 10 | 150j | 2.5 | 0.5 | | 50 | 400 | | trr<50ns | 20K |
| ERA38-05 | 富士電機 | | 500 | | | | 0.5 | | 10 | 150j | 2.5 | 0.5 | | 50 | 500 | | trr<50ns | 20K |
| ERA38-06 | 富士電機 | | 600 | | | | 0.5 | | 10 | | 2.5 | 0.5 | | 50 | 600 | | trr<50ns | 20K |
| ERA48-02 | 富士電機 | | 200 | | | | 0.8 | | 30 | | 1.5 | 0.8 | | 10 | 200 | | trr<400ns | 20K |
| ERA48-04 | 富士電機 | | 400 | | | | 0.8 | | 30 | | 1.5 | 0.8 | | 10 | 400 | | trr<400ns | 20K |
| ERA91-02 | 富士電機 | | 200 | | | | 0.5 | 60a | 10 | 150j | 0.95 | 0.5 | | 50 | 200 | | trr<35ns | 20K |
| ERA92-02 | 富士電機 | 200 | 200 | | | | 1 | | 25 | 150j | 1.05 | 1 | | 50 | 200 | | | 20K |
| ERB01-10 | 富士電機 | | 1000 | | | | 1 | 60a | 50 | | 1.1 | 2 | | 10 | 1000 | | 色表示白 | 90C |
| ERB06-13 | 富士電機 | | 1300 | | | | 1 | 40a | 50 | | 1.5 | 4 | | 10 | 1300 | | trr<4ns | 20E |
| ERB06-15 | 富士電機 | | 1500 | | | | 1 | 40a | 50 | | 1.5 | 4 | | 10 | 1500 | | trr<4ns | 20E |
| * ERB12-01 | 富士電機 | | 100 | | | | 1 | 60a | 60 | | 1.1 | 2 | 25j | 10 | 100 | 25j | 色表示白 | 20E |
| * ERB12-02 | 富士電機 | | 200 | | | | 1 | 60a | 60 | | 1.1 | 2 | 25j | 10 | 200 | 25j | 色表示橙 | 20E |
| * ERB12-04 | 富士電機 | | 400 | | | | 1 | 60a | 60 | | 1.1 | 2 | 25j | 10 | 400 | 25j | 色表示青 | 20E |
| * ERB12-06 | 富士電機 | | 600 | | | | 1 | 60a | 60 | | 1.1 | 2 | 25j | 10 | 600 | 25j | 色表示緑 | 20E |

図11

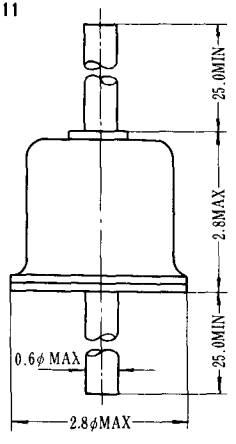


図12

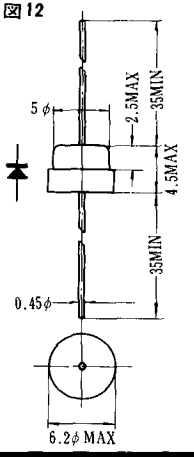


図13

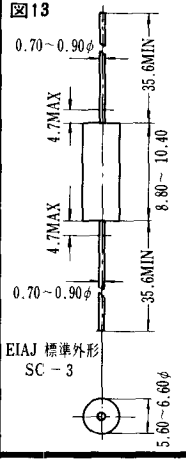


図14

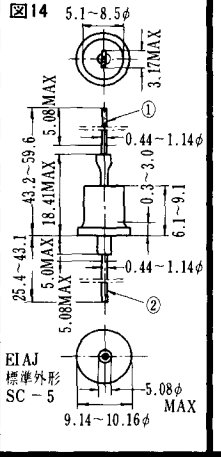


図15

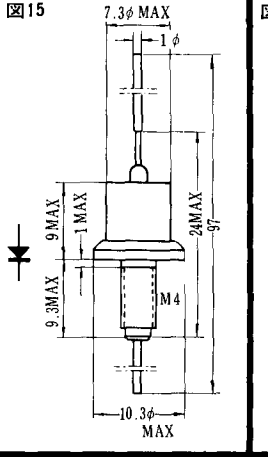


図16

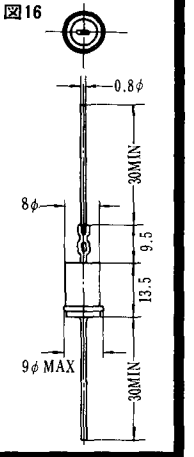


図17

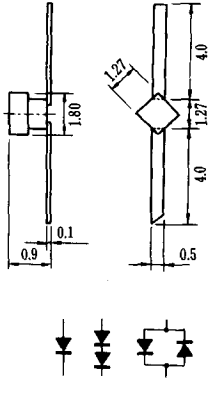


図18

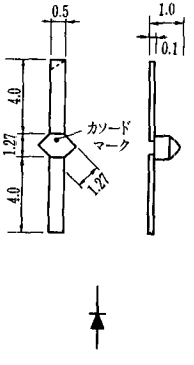


図19

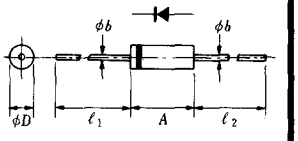


| 外形番号 | A | φD | φb | ℓ1 (カソード) | ℓ2 (アノード) |
|---|---|---|---|---|---|
| 19A | 4.5 | 4.0 | 0.6 | 25 | 25 |
| 19B | 5.0 | 2.65 | 0.75 | 28.5 | 28.5 |
| 19C | 5.2±0.3 | 2.8±0.1 | 0.8 | 24MIN | 24MIN |
| 19D | 6.0 | 3.4 | 0.8 | 28.5 | 28.5 |
| 19E | 3.0±0.2 | 2.5±0.2 | 0.6±0.1 | 29±1 | 29±1 |
| 19F | 7.2 | 3.9 | 0.8 | 26MIN | 26MIN |
| 19G | 5.0 | 2.65 | 0.6 | 26MIN | 26MIN |
| 19H | 6 | 3.6 | 0.8 | 25MIN | 25MIN |
| 19J | 8 | 3 | 0.6 | 27MIN | 27MIN |
| 19K | 8 | 4 | 0.6 | 27MIN | 27MIN |
| 19L | 10 | 3 | 0.6 | 27MIN | 27MIN |

図20

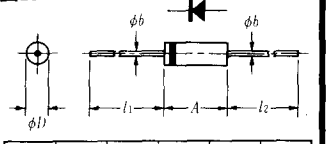


| 外形番号 | A | φD | φb | ℓ1 (カソード) | ℓ2 (アノード) |
|---|---|---|---|---|---|
| 20A | 5 | 2.7 | 0.6 | 24 | 24 |
| 20B | 5 | 2.7 | 0.79 | 29 | 29 |
| 20C | 5±0.2 | 2.8±0.2 | 0.6 | 20MIN | 20MIN |
| 20D | 5 | 3 | 0.6 | 25MIN | 25MIN |
| 20E | 5 | 3 | 0.8 | 25MIN | 25MIN |
| 20F | 5.2MAX | 2.5±0.2 | 0.8±0.1 | 27MIN | 27MIN |
| 20G | 2.8±0.1 | 2.3±0.1 | 0.6 | 20MIN | 20MIN |
| 20H | 7.8MAX | 3.6MAX | 0.6 | 25MIN | 25MIN |
| 20J | 5 | 2.5 | 0.5 | 27MIN | 27MIN |
| 20K | 3 | 2.5 | 0.6 | 20MIN | 20MIN |
| 20L | 3 | 2 | 0.5 | 27MIN | 27MIN |

図21

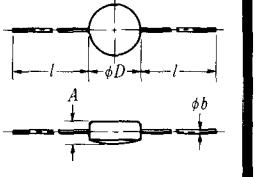


| 外形番号 | φD | A | φb | |
|---|---|---|---|---|
| 21A | 9 | 4.5 | 0.4 | 24 MIN |
| 21B | 9 | 4.5 | 0.6 | 15 MIN |
| 21C | 11 | 6 MAX | 0.5 | 60 MIN |
| 21D | 11 | 6 MAX | 0.6 | 25 |
| 21E | 11 | 6 MAX | 0.7 | 25 MIN |

〈寸法図単位：mm〉