
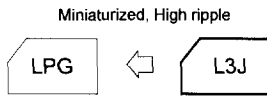


105°C, Standard Capacitors Series L3J(LP3J)

- Guarantees 2000 hours at 105°C.
- Best fitted to switching power supplies.
- Three size options for the same rating.



Marking color: White print on a black sleeve

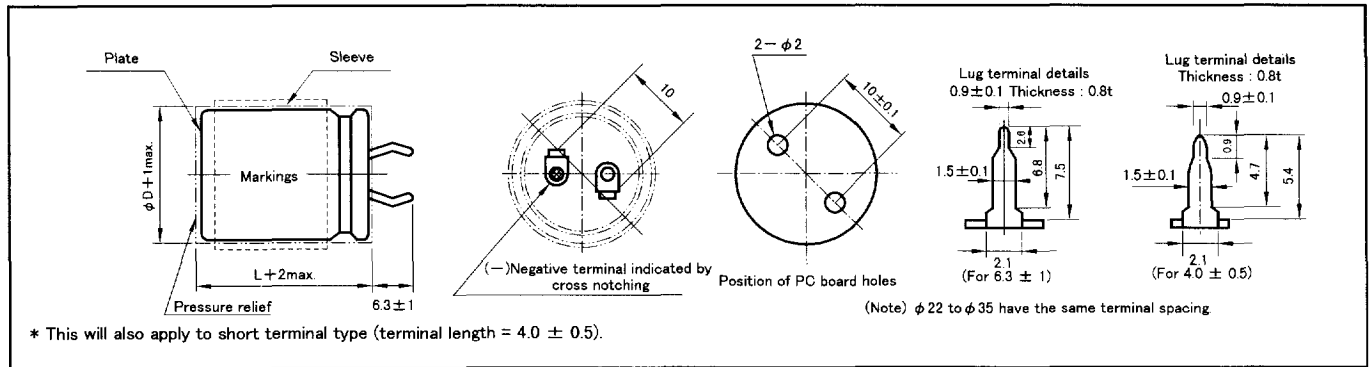
Specifications

Item	Performance	
Category temperature range (°C)	-40 to +105(-25 to +105 at 250V or more)	
Tolerance at rated capacitance (%)	±20 (20°C, 120Hz)	
Leakage current(μA)	Less than 0.02CV or 3mA whichever is smaller(after 5 minutes), C: Rated capacitance(μF), V: Rated voltage(V) (20°C)	
Tangent of loss angle (tanδ)	Rated voltage(V)	10, 16, 25, 35, 50, 63 to 100, 160 to 200, 250 to 400
	tanδ (max.)	0.45, 0.35, 0.30, 0.25, 0.20, 0.15, 0.12, 0.15 (20°C, 120Hz)
Characteristics at high and low temperature	Rated voltage(V)	10, 16, 25, 35, 50, 63, 80, 100, 160 to 200, 250 to 400
	Impedance ratio (max.)	Z-25°C/ Z+20°C: 4, 3, 3, 2, 2, 3, 4 Z-40°C/ Z+20°C: 15, 10, 8, 6, 5, 6, — (120Hz)
Endurance (105°C) (Applied ripple current)	Test time	2000 hours
	Leakage current	The initial specified value or less
	Percentage of capacitance change	Within ±20% of initial value
	Tangent of loss angle	200% or less of the initial specified value
Shelf life (105°C)	Test time: 500 hours. Other have same as endurance. Voltage application treatment	
Applicable standards	JIS C5101-1, -4 1998 (IEC 60384-1 1992, -4 1985)	

Large Capacitance Aluminum Electrolytic Capacitors

Outline Drawing

Unit:mm



Coefficient of Frequency for Rated Ripple Current

Rated voltage(V)	Frequency(Hz)				
	50	120	1k	10k	20k
50 or less	0.95	1	1.10	1.15	1.15
63 to 100	0.95	1	1.16	1.30	1.33
160 or more	0.90	1	1.20	1.50	1.55

Part numbering system(example: 50V3300μF)					
Standard terminal type	L3J	— 50 V	332	M	S52
	Series code	Rated voltage symbol	Rated capacitance symbol	Capacitance tolerance symbol	Casing symbol
Short terminal type	LAJ	— 50 V	332	M	S52
	Series code	Rated voltage symbol	Rated capacitance symbol	Capacitance tolerance symbol	Casing symbol

* There are overseas factory product only on this page.

Standard Ratings

Retard voltage(V) Case oD x L(mm) Casing symbol		10		16		25		35		50		63		80		100	
		Rated capacitance μF	Rated ripple current Arms	Rated capacitance μF	Rated ripple current Arms	Rated capacitance μF	Rated ripple current Arms	Rated capacitance μF	Rated ripple current Arms	Rated capacitance μF	Rated ripple current Arms	Rated capacitance μF	Rated ripple current Arms	Rated capacitance μF	Rated ripple current Arms	Rated capacitance μF	Rated ripple current Arms
22x25	S22	6800	1.5	4700	1.4	3300	1.3	2200	1.1	1200	0.96	820	0.92	560	0.76	390	0.64
22x30	S23	10000	1.9	6800	1.8	4700	1.6	2700	1.3	1800	1.2	1200	1.2	820	0.96	560	0.80
22x35	S24	12000	2.1	8200	2.0	5600	1.8	3900	1.6	2200	1.4	1500	1.3	1000	1.1	680	0.92
22x40	S25	15000	2.5	10000	2.3	6800	2.0	4700	1.9	2700	1.6	1800	1.5	1200	1.2	820	1.0
22x50	S27	18000	2.8	15000	2.9	10000	2.6	6800	2.4	—	—	2200	1.7	1800	1.6	1200	1.3
25x25	S32	8200	1.7	6800	1.8	4700	1.6	3300	1.3	1800	1.2	1200	1.1	820	0.96	560	0.80
25x30	S33	12000	2.1	10000	2.2	5600	1.8	3900	1.6	2700	1.5	1500	1.3	1000	1.1	680	0.92
25x35	S34	15000	2.5	12000	2.5	8200	2.2	5600	2.0	3300	1.8	1800	1.5	1500	1.4	1000	1.1
25x40	S35	18000	2.8	15000	2.9	10000	2.6	6800	2.3	—	—	—	—	1800	1.6	—	—
25x50	S37	—	—	18000	3.3	12000	2.9	8200	2.7	5600	2.5	3300	2.2	2200	1.8	1500	1.5
30x25	S42	12000	2.2	10000	2.3	6800	2.0	4700	1.9	2700	1.6	1500	1.4	1200	1.3	820	1.0
30x30	S43	18000	2.8	12000	2.6	8200	2.3	5600	2.1	3300	1.8	2200	1.7	1500	1.5	1000	1.2
30x35	S44	22000	3.2	18000	3.3	12000	2.9	8200	2.9	4700	2.3	2700	2.0	1800	1.6	1200	1.4
30x40	S45	—	—	22000	3.7	15000	3.3	10000	3.0	5600	2.5	3300	2.3	2200	1.9	1500	1.6
30x50	S47	—	—	—	—	18000	3.8	12000	3.4	6800	2.9	4700	2.8	3300	2.3	2200	2.0
35x25	S52	15000	2.6	12000	2.7	8200	2.4	5600	2.2	3300	1.8	2200	1.8	1500	1.5	1000	1.3
35x30	S53	22000	3.3	18000	3.4	12000	3.0	8200	2.8	4700	2.4	2700	2.1	2200	1.9	1200	1.4
35x35	S54	—	—	22000	3.9	15000	3.5	10000	3.1	5600	2.7	—	—	2700	2.2	1800	1.8
35x40	S55	—	—	—	—	18000	3.9	12000	3.5	6800	3.0	4700	2.9	3300	2.4	2200	2.0
35x50	S57	—	—	—	—	—	—	18000	4.5	10000	3.8	6800	3.6	4700	3.2	2700	2.3

Large Capacitance Aluminum Electrolytic Capacitors

Retard voltage(V) Case oD x L(mm) Casing symbol		160		180		200		250		315		350		400	
		Rated capacitance μF	Rated ripple current Arms	Rated capacitance μF	Rated ripple current Arms	Rated capacitance μF	Rated ripple current Arms	Rated capacitance μF	Rated ripple current Arms	Rated capacitance μF	Rated ripple current Arms	Rated capacitance μF	Rated ripple current Arms	Rated capacitance μF	Rated ripple current Arms
22x25	S22	180	0.65	180	0.65	150	0.60	100	0.45	56	0.34	56	0.37	39	0.32
22x30	S23	270	0.83	220	0.75	220	0.76	150	0.58	82	0.43	82	0.47	56	0.39
22x35	S24	330	0.94	270	0.86	270	0.87	180	0.65	120	0.53	100	0.53	68	0.45
22x40	S25	390	1.1	390	1.1	330	0.99	220	0.75	150	0.61	120	0.60	82	0.51
22x50	S27	560	1.3	470	1.2	470	1.2	330	0.96	180	0.71	180	0.78	120	0.64
25x25	S32	270	0.82	220	0.75	220	0.76	150	0.58	82	0.42	68	0.43	56	0.40
25x30	S33	390	1.0	330	0.96	270	0.87	220	0.73	120	0.53	100	0.54	68	0.46
25x35	S34	470	1.2	390	1.1	390	1.1	270	0.83	150	0.62	120	0.61	100	0.57
25x40	S35	560	1.3	470	1.2	470	1.3	330	0.95	—	—	180	0.77	120	0.63
25x50	S37	820	1.7	680	1.5	560	1.4	470	1.2	270	0.89	220	0.89	150	0.75
30x25	S42	390	1.1	330	1.0	270	0.92	220	0.77	120	0.56	100	0.57	82	0.53
30x30	S43	560	1.3	470	1.2	390	1.1	270	0.88	180	0.71	150	0.72	100	0.61
30x35	S44	680	1.5	560	1.4	560	1.4	390	1.1	220	0.80	180	0.82	150	0.77
30x40	S45	820	1.7	680	1.6	680	1.6	470	1.2	270	0.92	220	0.93	180	0.87
30x50	S47	1000	2.0	1000	2.0	820	1.8	560	1.4	390	1.2	330	1.2	220	1.0
35x25	S52	470	1.3	390	1.2	390	1.2	270	0.93	180	0.74	150	0.77	100	0.65
35x30	S53	680	1.6	560	1.5	560	1.5	390	1.2	220	0.84	220	0.97	150	0.83
35x35	S54	820	1.8	820	1.8	680	1.7	470	1.3	330	1.1	270	1.1	180	0.93
35x40	S55	1000	2.0	1000	2.1	820	1.9	560	1.5	390	1.2	330	1.3	220	1.1
35x50	S57	1500	2.6	1200	2.4	1200	2.4	820	1.9	470	1.4	470	1.6	330	1.3

(Note) Rated ripple current : 105°C, 120Hz

* There are overseas factory product only on this page.

NOTE
Design, Specifications are subject to change without notice.
Ask factory for technical specifications before purchase and/or use.